



ATLANTA  
PUBLIC  
SCHOOLS

**Research +  
Evaluation**

[www.atlantapublicschools.us](http://www.atlantapublicschools.us)

## **2023 CCRPI Brief**

December 2023

# **The Georgia Department of Education released the 2023 College and Career Readiness Performance Index (CCRPI) on December 14, 2023. This is the first release of all five CCRPI components since the COVID-19 pandemic interrupted student learning.**

---

Under Georgia's amendment request from the U.S. Department of Education, the 2023 CCRPI does not include an overall, 0-100 score for schools, districts, or the state, and additional adjustments were made to improve basic programs operated by Local Educational Agencies.

- Content Mastery: measures whether students are achieving at the level necessary to be prepared for the next grade, college, or career based on Georgia Milestones End of Grade and End of Course assessments.
- Progress: measures of growth in ELA and math that students have made relative to academically-similar students across Georgia, and a measure of the progress English-Learners are making towards English-language proficiency
- Closing Gaps: the extent to which all students and all student subgroups are meeting annual achievement improvement targets (based on Georgia Milestones)
- Readiness: a measure of literacy, student attendance, and enrichment beyond core academic subjects in middle and elementary schools, while additionally including accelerated enrollment, pathway completion, and a demonstration of college and career readiness for high schools
- Graduation (high schools only): four- and five-year adjusted cohort graduation rates

Consistent with state law (O.C.G.A. § 20-14-33), CCRPI scores are reported on a 0-100 scale. All CCRPI components are also reported on a scale of 0-100.

# Additional Business Rules for CCRPI SY2023

Georgia Department of Education (GaDOE) has taken measures to ensure that the 2023 CCRPI is realistic and recognizes that the performance of a district or schools is more than a total CCRPI score.

The goal of Georgia's requested changes to the 2023 CCRPI are to

- encourage stakeholders to celebrate strengths and identify opportunities for improvement at their school
- acknowledge schools that are expanding opportunities for students
- capture the growth of students
- support the states strong commitment to workforce and economic development
- recognize the growth of high-achieving students

Due to changes in the 2023 CCRPI calculations, it is not appropriate to compare the 2023 CCRPI Progress, Closing Gaps, and Readiness component scores to previous school years.

## Changes to the 2023 CCRPI Indicators:

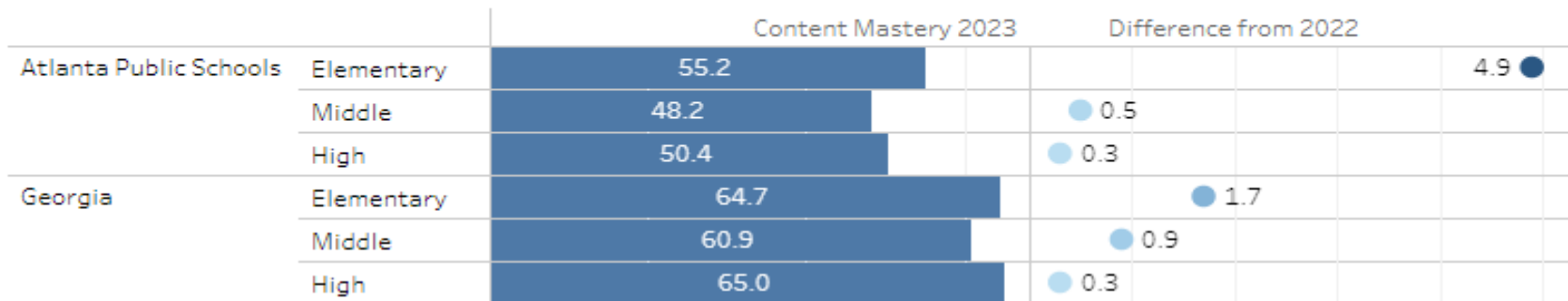
- **Progress:**
  - Students who achieve at the distinguished learner level will be assigned level 3 or level 4 progress points.
  - Incorporate students with significant cognitive disabilities who participate in the GAA 2.0 ELA and Math assessment
  - No ELA progress scores for high schools due to pandemic-related data limitations
- **Closing Gaps:**
  - Updated improvement target formula to align with the maintenance level
  - Reward districts and schools that meet improvement targets for the most at-risk student populations (ED, EL, SWD)
  - Incorporate students with significant cognitive disabilities who participate in the GAA 2.0 ELA and Math assessment
- **Readiness:**
  - Literacy is measured based on the percent of students demonstrating reading ability at or above grade level
  - Students who achieve level 3 or level 4 on the GAA 2.0 in ELA will meet the literacy indicator
  - Expanding course opportunities for Beyond the Core and Accelerated Enrollment
  - Expanding the high school College and Career Readiness indicator to include military readiness (ASVAB scores)

# APS & State Content Mastery Component Scores

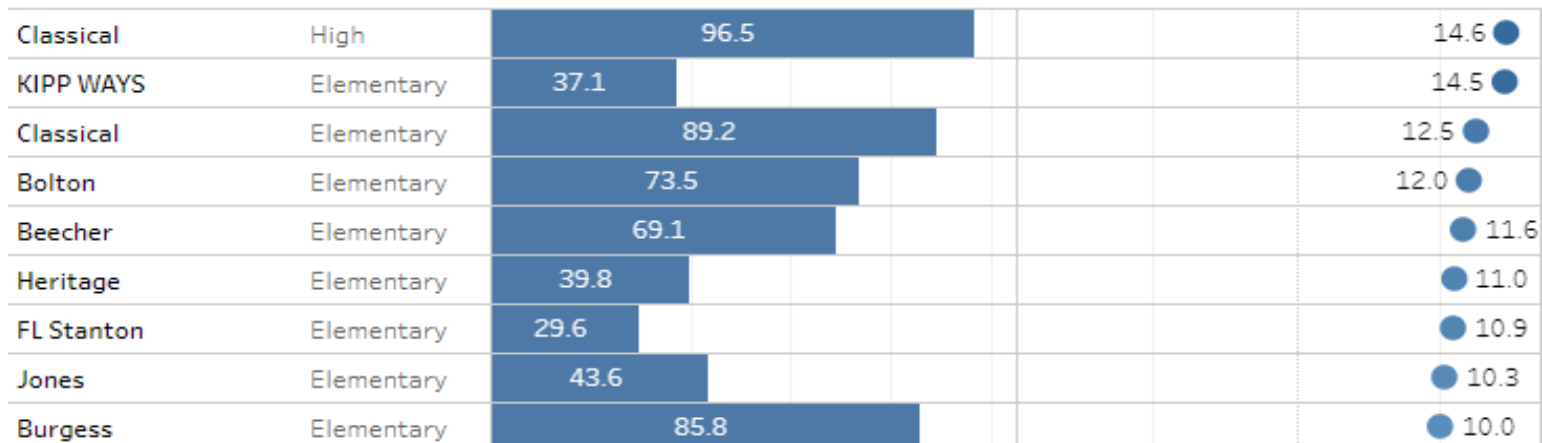
**Content Mastery** is the only CCRPI component whose calculation remained the same compared to the prior school years. As a result, student performance on this component can be compared across school years. Consistent with the state, there was an increase in CCRPI Content Mastery scores across all grade bands from school year 2021-2022 to school year 2022-2023. The APS Elementary grade band had the largest year-over-year gains in Content Mastery when comparing results from the 2021-2022 to 2022-2023 school year (+4.9 points).

## CCRPI Content Mastery

The below shows comparison scores from 2023 Content Mastery and the difference between 2022 and 2023 Content Mastery



Approximately 74% (70/94) of APS schools by grade band increased their 2022-2023 Content Mastery scores when compared to 2021-2022. Below are the 9 schools with double digit year-over-year increases in their Content Mastery scores.



## APS & State *Progress* Component Scores

**Progress** measures growth in ELA and Math that students have made relative to academically-similar students across Georgia, and a measure of the progress English-Learners are making towards English-language proficiency. Calculations to the CCRPI Progress component were revised for the 2022-2023 school year. As a result, we **can not** compare the 2022-2023 CCRPI Progress scores to previous school years.

The 2022-2023 CCRPI Progress component for APS Elementary grade band of 89.9 was 4.1 points higher than the state while the Middle grade band and High grade band were slightly lower than the state, -0.4 points and -4.9 points, respectively.

		Progress 2023
Atlanta Public Schools	Elementary	89.9
	Middle	80.4
	High	74.3
Georgia	Elementary	85.8
	Middle	80.8
	High	79.2

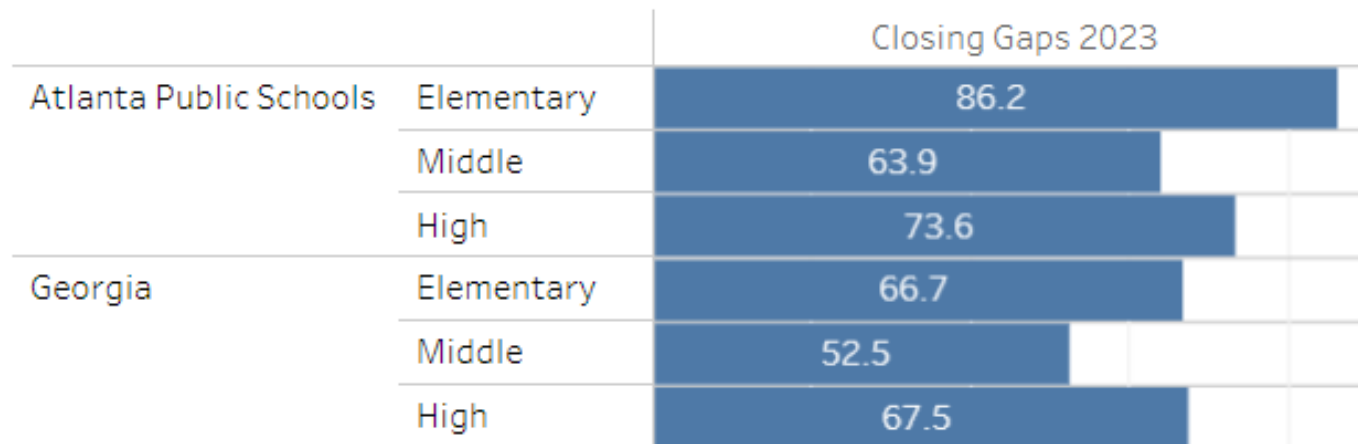
There were 6 schools with a CCRPI Progress component score of 100 for the 2022-2023 school year.

BEST MS/HS	High	100.0
Drew Elementary	Elementary	100.0
Garden Hills	Elementary	100.0
Lin	Elementary	100.0
Morningside	Elementary	100.0
Westside	Middle	100.0

# APS & State Closing Gaps Component Scores

**Closing Gaps** measures the extent to which all students and all student subgroups are meeting annual achievement improvement targets (based on Georgia Milestones). Calculations to the CCRPI Closing Gaps component were revised for the 2022-2023 school year. As a result, we **can not** compare the 2023 CCRPI Closing Gaps scores to previous school years.

APS surpassed the state in the Closing Gaps component across all three grade bands; Elementary (+19.5 points higher than the state), Middle (+11.4 points higher than the state), and High (+6.1 points higher than the state).



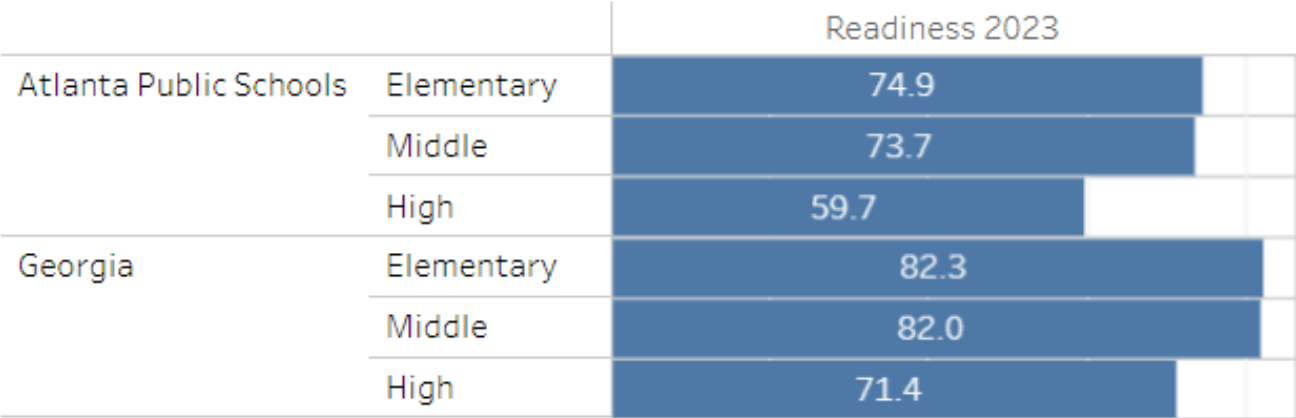
There were 17 schools with a CCRPI Closing Gap component score of 100 for the 2022-2023 school year.

- Atlanta Classical - Elementary
- Atlanta Classical - High
- Beecher Hills
- Bolton Academy
- Centennial Academy - Elementary
- Deerwood
- F.L. Stanton
- Garden Hills
- Hollis
- KIPP Ways - Elementary
- KIPP Woodson Park - Elementary
- M.A. Jones
- Miles
- Parkside
- Price
- Slater
- Westside Academy - Middle

# APS & State Readiness Component Scores

**Readiness** is a measure of literacy, student attendance, and enrichment beyond core academic subjects in elementary and middle grade bands, while additionally including accelerated enrollment, pathway completion, and a demonstration of college and career readiness for high schools. Calculations to the CCRPI Readiness component were revised for the 2022-2023 school year. As a result, we **can not** compare the 2023 CCRPI Readiness scores to previous school years.

The CCRPI Readiness component scores for APS were lower than the state across all three grade bands; Elementary (-7.4 points lower than the state), Middle (-8.3 points lower than the state), and High (-11.7 points lower than the state).



There were 12 schools with a CCRPI Readiness component score of 90 or higher for the 2022-2023 school year.

- Mary Lin (95.6)
- Morningside (95.5)
- Classical - Middle (94.7)
- ANCS Middle (94.0)
- Classical - Elementary (93.6)
- Jackson Elementary (93.4)
- Springdale Park (92.8)
- ANCS Elementary (91.9)
- Brandon (91.9)
- Drew Secondary - Middle (91.1)
- Drew Elementary (90.6)
- Westside - Middle (90.1)

# APS & State Graduation Rate Component Scores

The CCRPI **Graduation Rate** component for APS high schools was higher than the state for the 2022-2023 school year (+1.9 points). Additionally, 10 high schools had an increase in their 2022- 2023 CCRPI Graduation Rate component score compared to the 2021-2022 scores. Please note that the CCRPI High School Graduation Rate component is a combination of the 4-year graduation rate and 5-year graduation rate ( $\frac{2}{3}$  4-year Graduation Rate +  $\frac{1}{3}$  5-year Graduation Rate).

## CCRPI Graduation Rate

The below shows comparison scores from 2023 Graduation Rate and the difference between 2022 and 2023 Graduation Rate

		Graduation Rate 2023	Difference from 2022			
Atlanta Public Schools	High	86.5				2.0 ●
Georgia	High	84.9	● 0.2			
Mays	High	88.8				7.0 ●
Carver STEAM	High	80.5			● 3.4	
South Atlanta	High	87.5			● 2.9	
KIPP Collegiate	High	92.9			● 2.2	
Midtown	High	89.9			● 2.1	
Douglass	High	68.3			● 2.0	
North Atlanta	High	93.3			● 2.0	
Classical	High	99.3			● 1.9	
Carver Early	High	93.1			● 1.5	
BEST MS/HS	High	95.8	● 0.7			



# Next Steps: What We are doing to improve Student Outcomes

In alignment with our Superintendent's focus on literacy, the Board's newly adopted literacy policy and the mandates of the Georgia Early Literacy Act (HB 538), we will support teachers and leaders through professional learning in the Science of Reading. While we recognize that our CCRPI scores across several components for the 2022-2023 school year are below the state average for all grade bands, we remain committed to implementing our strategic improvement initiatives and action steps with fidelity and integrity. Through our work with the Council of Great City Schools (CGCS), we have committed to implementing the Student Outcomes Focused Governance (SOFG) framework. This includes establishing robust goals for improved student outcomes and continuous progress monitoring of our efforts.

Additionally, we are encouraged by our Measures of Academic Progress (MAP) scores which show levels of growth for reading and math in all grade levels and reinforce our intention to function as a school system instead of a system of schools. We will continue to develop, implement, and support a cohesive model of teaching and learning that is implemented consistently throughout the district.

**8** APS schools are partnering with the **Rollins Center** through a **grant** funded by the United Way, titled **Literacy and Justice for All**.

APS has been working on a **draft plan** for **training** all teachers in the **Science of Reading** in preparation for the **Georgia Early Literacy Act** (HB538).



The Atlanta Board of Education has recently adopted a **Literacy Policy** that **supports** the work of our **district strategic plan** and **state mandates**.

25